












Learning Outcome 8: Using songs to explore response and author's intent

Class Level: Suitable for all class levels. Songs for this task may be chosen based on the interests of the children as appropriate. The following websites may prove useful when sourcing songs in nGaeilge nó i mBéarla <http://www.songlyrics.com/> <https://songsinirish.com/> agus <https://www.youtube.com/user/tglurgan> For the purpose of this task card the song 'One Small Change' written and performed by the children of Cappabue NS will be used. The song may be found at https://www.youtube.com/watch?v=kuR7VN_Q06g

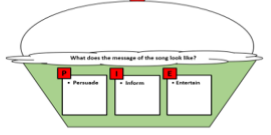
1. Freagairt / Response

Ar dtús, éisteoidh na páistí leis an amhrán. Ansin, bainfidh said úsáid as na ceisteanna ar an mbileog chun a bhfreagra don amhrán a phlé. Is féidir leo focail nó pictiúir a úsáid leis seo a dhéanamh.

Freagairt / Response		
<p>Ar theitín an t-amhrán teat? Cén fáth?</p> <p>Did you like the song? Why?</p> <p>   </p>	<p>Cónas a mhóthaigh tú agus tú ag éisteacht leis an amhrán?</p> <p>How did the song make you feel?</p> <p>     </p>	<p>Léigh do fhreagra don amhrán trí ghluaiseacht/gheatsaí a dhéanamh.</p> <p>Show me your response to the song through movement.</p> <p></p>

2. Author's Intent

The children could then read and/or listen to the [lyrics](#) of the song and use a graphic organizer, such as this PIE chart from the Listen, Respond, Question sheet, to explore the author's intent. Conferencing with children using the PIE chart could form the basis of Assessment for Learning (AFL).

Author's Intent
<p>Using the lyrics, draw a picture in the space at the top of the PIE chart to illustrate the message of the song.</p> <p>Identify and discuss if the writer is trying to persuade, inform and/or entertain the listeners.</p> <p>In the space provided, list examples from the lyrics of how the writer persuades, informs or entertains the listeners. (Note: Examples could be listed as words or illustrations)</p>


Extension Ideas

Extension A:

Scríbhneoireacht L.O. 8: Freagairt agus intinn an údair. Chum d'amhrán nó 'rap' féin i nGaeilge nó i mBéarla, bain úsáid as [Screencastify](#) nó aip eile chun é a thaifeadh.

Extension B:

Further information on using song lyrics may be found at <https://tinyurl.com/y9oste9f>

Extension C:

Oral Language L.O. 11: Information giving, explanation and justification. [The Five Components of Oral Language](#) is a useful resource to support teaching and learning in these areas.

Supporting all learners

Children requiring a further challenge could reflect on the extension questions on the task sheet.

Children with SEN/EAL could use [Google Read Aloud](#) to access the lyrics.

